

FMF MULTIPLEX REAL TIME PCR KIT

(20 MUTATIONS)

Cat. No: 11R-20-20

PRODUCT DESCRIPTION

Familial Mediterranean Fever (FMF) is an autosomal recessive disorder characterized by recurrent attacks of fever and polyserositis. It affects primarily people of Mediterranean, mostly non-Ashkenazi Jews, Arabs and Turks. Kit analysis twenty mutations, which has been identified in exon 1; E84K, in exon 2; L110P, E148Q, E148V, E167D, E230K/Q, T267I, P283L, G304R, in exon 3; P369S, in exon 5; F479L and in exon 10; M680I (G/C-A), M694I, M694V, K695R, V726A, A744S, R761H. Kit is covering 99.2% mutation rate of FMF in the Anatolian, Middle East countries and many other countries.

PRINCIPLE OF THE SYSTEM

During the PCR reaction, the DNA polymerase cleaves the probe at the 5' end and separates the reporter dye from the quencher dye only when the probe hybridizes perfectly to the target DNA. This cleavage results in the fluorescent signal which is monitored by Real-Time PCR detection system. An increase in the fluorescent signal (CT) is proportional to the amount of the specific PCR product.

PRODUCT SPECIFICATION

Each isolated DNA should be tested with wild type and mutant real time PCR mastermixes. The kit provides reagents in a ready-to-use mastermix format which has been specifically adapted for 5' nuclease PCR using SNP analyses. The test system is designed to use with sequence specific primers and probe. The fluorescence of mutation analysis is FAM, HEX/JOE and Texas Red. Also each mastermix contains an internal control labelled with CY5 dye. Mutations and related dyes can be seen in Table 1.

SYSTEM CONTENTS

Reagents	20 rxns
• Mix 1	400 µl
• Mix 2	400 µl
• Mix 3	400 µl
• Mix 4	400 µl
• Mix 5	400 µl
• Mix 6	400 µl
• Mix 7	400 µl
• Mix 8	400 µl
• Mix 9	400 µl
• Mix 10	400 µl
• Mix 11	400 µl
• Mix 12	400 µl
• Control DNA*	75 µl

*Control DNA is a synthetic plasmid containing internal control and some of the mutation regions. Expected results for synthetic control DNA should be I692del Wild Type, M694I Wild Type, M680I Homozygote Mutant, K695R Wild Type, A744S Wild Type, M694V Homozygote Mutant, V726A Homozygote Mutant and R761H Homozygote Mutant. Amplification plots of synthetic control DNA may appear slightly different from the sample DNA.

Table 1 : Tubes- mutations- dyes.

Tubes	Mutations	Dyes
Mix 1	P369S Wild Type	FAM
	A744S Wild Type	Texas Red
	E84K Wild Type	JOE / HEX
	Internal Control	CY5
Mix 2	P369S Mutant Type	FAM
	A744S Mutant Type	Texas Red
	E84K Mutant Type	JOE / HEX
	Internal Control	CY5
Mix 3	G304R Wild Type	FAM
	M694V Wild Type	Texas Red
	E148V Wild Type	JOE / HEX
	Internal Control	CY5
Mix 4	G304R Mutant Type	FAM
	M694V Mutant Type	Texas Red
	E148V Mutant Type	JOE / HEX
	Internal Control	CY5
Mix 5	E148Q Wild Type	FAM
	V726A Wild Type	Texas Red
	F479L Wild Type	JOE / HEX
	Internal Control	CY5
Mix 6	E148Q Mutant Type	FAM
	V726A Mutant Type	Texas Red
	F479L Mutant Type	JOE / HEX
	Internal Control	CY5
Mix 7	M694I Wild Type	FAM
	E167D Wild Type	Texas Red
	T267I Wild Type	JOE / HEX
	Internal Control	CY5
Mix 8	M694I Mutant Type	FAM
	E167D Mutant Type	Texas Red
	T267I Mutant Type	JOE / HEX
	Internal Control	CY5
Mix 9	M680I Wild Type	FAM
	L110P Wild Type	Texas Red
	P283L Wild Type	JOE / HEX
	Internal Control	CY5
Mix 10	M680I Mutant Type	FAM
	L110P Mutant Type	Texas Red
	P283L Mutant Type	JOE / HEX
	Internal Control	CY5
Mix 11	K695R Wild Type	FAM
	R761H Wild Type	Texas Red
	E230K/Q Wild Type	JOE / HEX
	Internal Control	CY5
Mix 12	K695R Mutant Type	FAM
	R761H Mutant Type	Texas Red
	E230K/Q Mutant Type	JOE / HEX
	Internal Control	CY5

STORAGE

- All reagents should be stored at – 20 °C and dark.
- All reagents can be used until the expiration date on the box label.
- Repeated thawing and freezing (>3X) should be avoided, as this may reduce the sensitivity of the assay.

DNA EXTRACTION

Blood samples should be collected in appropriate sterile EDTA tubes and can be stored at +4°C up to one month. For more than one month specimen should be stored at -20°C. It is advised to gently mix the tube (with EDTA) after collection of blood to avoid coagulation.

The kit system optimized according to SNPure Blood® and MN NucleoSpin® Blood. It is advised to elute DNA with **150 µl elution buffer** for better results.

PROCEDURE

- Different tubes should be prepared for each mix.
- Before starting work, mix the mastermixes gently by pipetting
- For each sample, pipet **20 µl mastermix*** with micropipets of sterile filter tips to each optical white strips or tubes.
- Add **5 µl (~10-100 ng) DNA** into each tube.
- Run with the programme shown below.

**Master mixes include HotStart Taq DNA Polymerase.*

PCR PROGRAMME

95 °C	3 Min.	Holding
95 °C	15 Sec.	30 Cycles
62 °C	1 Min.	

Fluorescent dyes are FAM, TEXAS RED, CY5 and HEX/JOE.

If you use:

- ABI Prism® system, please choose "none" as passive reference.

This system can be used with:

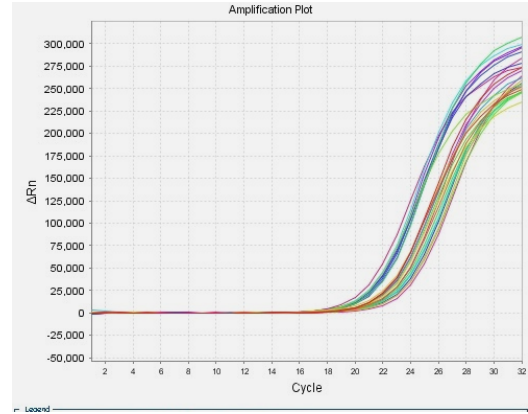
Bio-Rad CFX96

ABI Prism® 7000/7300/7500/7500 Fast/7900

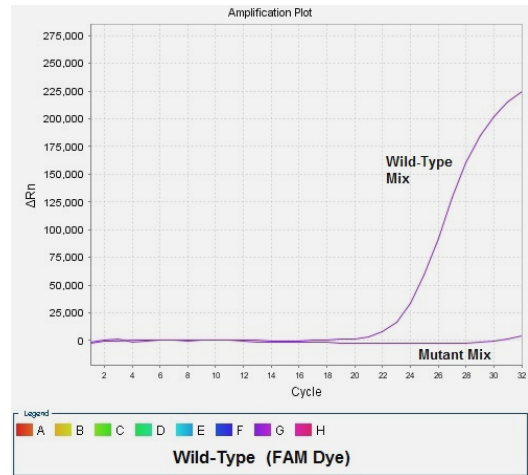
DATA ANALYSIS

After the run is completed data are analysed using the software with HEX (JOE), TEXAS RED, CY5 and FAM dyes. The below results were studied with ABI7500.

An analysis table (table 2) can be found for easy evaluation, at the end of the protocol.



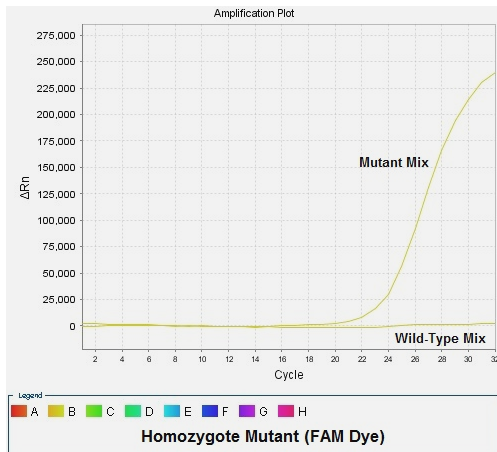
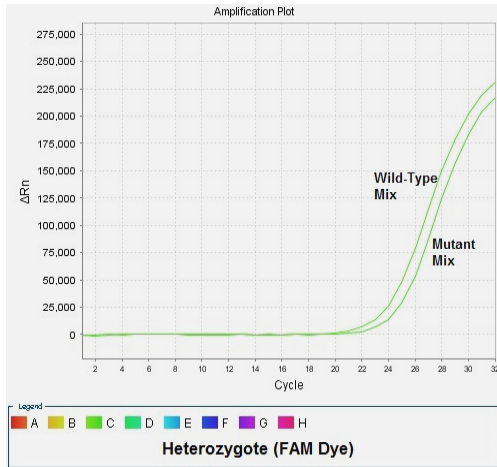
Internal control amplification plots must be seen in all wells except NTC and has been labelled with CY5 dye. The CT value of internal controls should be $22 \leq X \leq 26$.



Amplification plots of mutations can be analysed by related dye*. The CT value should be between $21 \leq CT \leq 26$. These values are optimised according to the SNPure® Blood DNA Isolation Kit and MN NucleoSpin® Blood DNA Isolation Kit. CT values may vary $\pm 2/3$ cycle according to the DNA isolation protocol.

- Homozygote wild-type sample gives amplification signal only with wild-type mastermix.
- Heterozygote sample gives amplification signal both with wild-type and mutant mastermixes.
- Homozygote mutant sample gives amplification signal only with mutant mastermix.
- The difference of the CT value wild-type and mutant amplification plots should be ≤ 3 for heterozygote mutant sample. It is $4 \leq CT \leq 6$, test should be repeated.

**Please check tubes / mutations / dyes table (table 1).*



TROUBLE SHOOTING

If internal control doesn't work,

- Absence of DNA
- Sample is containing DNA inhibitor(s)

If plots start late,

Compare positive control and sample. If there is no problem in positive control,

- DNA quality is not good.
- The amount of DNA is not enough.

Please contact us for your questions. tech@snp.com.tr

CAUTIONS

- All reagents should be stored at suitable conditions.
- Do not use the PCR mastermixes forgotten at room temperature.
- Thaw PCR mastermix at room temperature and slowly mix by inverting before use.
- Shelf-life of PCR mastermix is 12 months. Please check the manufacturing data before use.
- Only use in vitro diagnostics.

REFERENCES

1. Zamani A.G., Acar A., Yildirim M.S., "Spectrum of mutations in the familial Mediterranean fever gene (MEFV) in Turkish patients of the Central Anatolia region: a comparison of two mutation detection system", *Genetics and Molecular Research* (2013), 12 (4): 5152-5159
2. Oztuzcu S., Ulas M., Ergun S., et al., "Screening of common and novel familial mediterranean fever mutations in south-east part of Turkey", *Mol Biol Rep* (2014) 41:2601-2607
3. Kocakap D.B.S., Günel A. et al., "The frequency of Familial Mediterranean fever gene mutations and genotypes at Kirikkale and comparison with the mean of regional MEFV mutation frequency of Turkey", *Mol Biol Rep* (2014) 41:1419-1426
4. Gunesacar R., Celik M.M., Arica V., et al., "Frequency of MEFV gene mutations in Hatay province, Mediterranean region of Turkey and report of a novel missense mutation (I247V)", *Gene* (2014), 546: 195-199
5. Dogan H., Bayrak O.F., Emet M., et al., "Familial Mediterranean fever gene mutations in north-eastern part of Anatolia with special respect to rare mutations", *Gene* (2015), 568: 170-175
6. Yazici A., Cefle A., Hakan Savli H., "The frequency of MEFV gene mutations in behcet's disease and their relation with clinical findings", *Rheumatol Int* (2012) 32:3025-3030
7. Centre for Arab Genomic Studies, "The Catalogue for Transmission Genetics in Arabs", *Familial Mediterranean Fever Gene*, www.cags.org.ae
8. Belmahi I., Cherkaoui JI., Iman Hama I., et al., "MEFV mutations in Moroccan patients suffering from familial Mediterranean Fever", *Rheumatol Int* (2012) 32:981-984
9. Chaabouni HB, Ksantini M, M'rad R., et al., "MEFV mutations in Tunisian patients suffering from familial Mediterranean fever Semin Arthritis Rheum". (2007) 36(6):397-401.
10. Mansour I , Delague V, Cazeneuve C, et al, Familial Mediterranean fever in Lebanon: mutation spectrum, evidence for cases in Maronites, Grek orthodoxes, Greek catholics, Syrians and Chittes and for an association between amyloidosis and M694Vand M694I mutations, *European Journal of Human Genetics*, (2001) 9, 51-55

Well	Sample	Mix1 (WT)	Mix2 (MT)	Mix3 (WT)	Mix4 (MT)	Mix5 (WT)	Mix6 (MT)	Mix7 (WT)	Mix8 (MT)	Mix9 (WT)	Mix10 (MT)	Mix11 (WT)	Mix12 (MT)
A	P369S / FAM		G304R / FAM		E148Q / FAM		M694I / FAM		M680I / FAM		K695R / FAM		
	A744S / T. RED		M694V / T. RED		V726A / T. RED		E167D / T. RED		L110P / T. RED		R761H / T. RED		
	E84K / JOE-HEX		E148V / JOE-HEX		F479L / JOE-HEX		T267I / JOE-HEX		P283L / JOE-HEX		E230K/Q / JOE-HEX		
	Int. Control / CV5		Int. Control / CV5		Int. Control / CV5		Int. Control / CV5		Int. Control / CV5		Int. Control / CV5		
B	P369S / FAM		G304R / FAM		E148Q / FAM		M694I / FAM		M680I / FAM		K695R / FAM		
	A744S / T. RED		M694V / T. RED		V726A / T. RED		E167D / T. RED		L110P / T. RED		R761H / T. RED		
	E84K / JOE-HEX		E148V / JOE-HEX		F479L / JOE-HEX		T267I / JOE-HEX		P283L / JOE-HEX		E230K/Q / JOE-HEX		
	Int. Control / CV5		Int. Control / CV5		Int. Control / CV5		Int. Control / CV5		Int. Control / CV5		Int. Control / CV5		
C	P369S / FAM		G304R / FAM		E148Q / FAM		M694I / FAM		M680I / FAM		K695R / FAM		
	A744S / T. RED		M694V / T. RED		V726A / T. RED		E167D / T. RED		L110P / T. RED		R761H / T. RED		
	E84K / JOE-HEX		E148V / JOE-HEX		F479L / JOE-HEX		T267I / JOE-HEX		P283L / JOE-HEX		E230K/Q / JOE-HEX		
	Int. Control / CV5		Int. Control / CV5		Int. Control / CV5		Int. Control / CV5		Int. Control / CV5		Int. Control / CV5		
D	P369S / FAM		G304R / FAM		E148Q / FAM		M694I / FAM		M680I / FAM		K695R / FAM		
	A744S / T. RED		M694V / T. RED		V726A / T. RED		E167D / T. RED		L110P / T. RED		R761H / T. RED		
	E84K / JOE-HEX		E148V / JOE-HEX		F479L / JOE-HEX		T267I / JOE-HEX		P283L / JOE-HEX		E230K/Q / JOE-HEX		
	Int. Control / CV5		Int. Control / CV5		Int. Control / CV5		Int. Control / CV5		Int. Control / CV5		Int. Control / CV5		
E	P369S / FAM		G304R / FAM		E148Q / FAM		M694I / FAM		M680I / FAM		K695R / FAM		
	A744S / T. RED		M694V / T. RED		V726A / T. RED		E167D / T. RED		L110P / T. RED		R761H / T. RED		
	E84K / JOE-HEX		E148V / JOE-HEX		F479L / JOE-HEX		T267I / JOE-HEX		P283L / JOE-HEX		E230K/Q / JOE-HEX		
	Int. Control / CV5		Int. Control / CV5		Int. Control / CV5		Int. Control / CV5		Int. Control / CV5		Int. Control / CV5		
F	P369S / FAM		G304R / FAM		E148Q / FAM		M694I / FAM		M680I / FAM		K695R / FAM		
	A744S / T. RED		M694V / T. RED		V726A / T. RED		E167D / T. RED		L110P / T. RED		R761H / T. RED		
	E84K / JOE-HEX		E148V / JOE-HEX		F479L / JOE-HEX		T267I / JOE-HEX		P283L / JOE-HEX		E230K/Q / JOE-HEX		
	Int. Control / CV5		Int. Control / CV5		Int. Control / CV5		Int. Control / CV5		Int. Control / CV5		Int. Control / CV5		
G	P369S / FAM		G304R / FAM		E148Q / FAM		M694I / FAM		M680I / FAM		K695R / FAM		
	A744S / T. RED		M694V / T. RED		V726A / T. RED		E167D / T. RED		L110P / T. RED		R761H / T. RED		
	E84K / JOE-HEX		E148V / JOE-HEX		F479L / JOE-HEX		T267I / JOE-HEX		P283L / JOE-HEX		E230K/Q / JOE-HEX		
	Int. Control / CV5		Int. Control / CV5		Int. Control / CV5		Int. Control / CV5		Int. Control / CV5		Int. Control / CV5		
H	P369S / FAM		G304R / FAM		E148Q / FAM		M694I / FAM		M680I / FAM		K695R / FAM		
	A744S / T. RED		M694V / T. RED		V726A / T. RED		E167D / T. RED		L110P / T. RED		R761H / T. RED		
	E84K / JOE-HEX		E148V / JOE-HEX		F479L / JOE-HEX		T267I / JOE-HEX		P283L / JOE-HEX		E230K/Q / JOE-HEX		
	Int. Control / CV5		Int. Control / CV5		Int. Control / CV5		Int. Control / CV5		Int. Control / CV5		Int. Control / CV5		